

4 x 3 OneFabric Curved


OP043C



PARTS



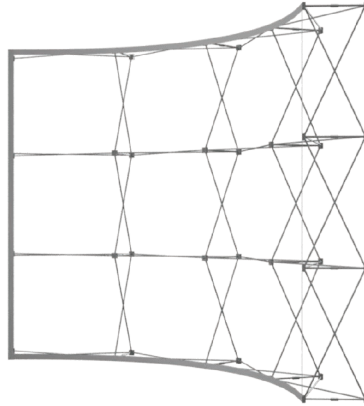
Wheeled Bag



Frame



Graphic



DISPLAY CONSTRUCTION

Aluminum frame

GRAPHIC MATERIAL & FINISHING

Dye sublimated on One Planet, 100% recycled, fabric.

Bottles recycled

76

LIMITED WARRANTY

- Frame : Lifetime - Graphics : 30 days

DIMENSIONS


Assembled Unit	109"w x 89"h
Graphic Size	132.1"w x 89"h
Shipping Box	(1) 36"w x 14"h x 14"d, 28 lbs (1) 12"w x 10"h x 8"d, 14 lbs



① Place frame on floor with the Velcro facing upward.



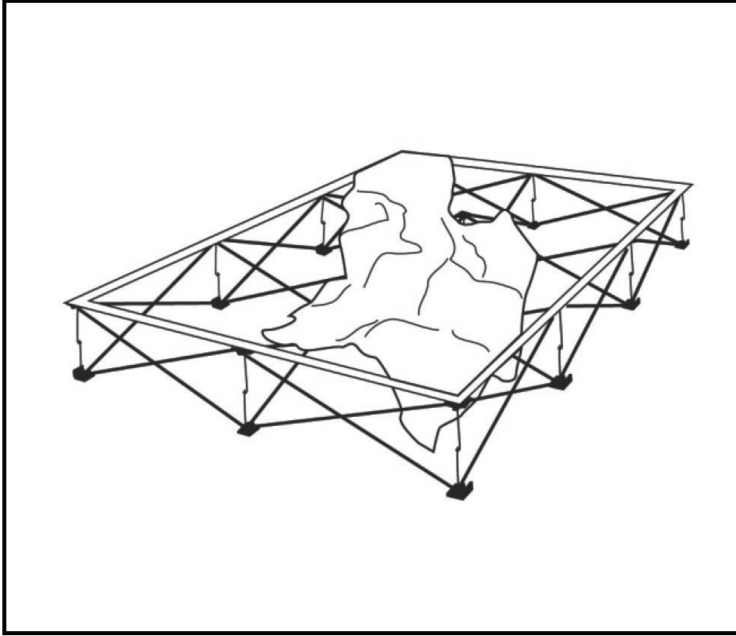
② Begin to expand frame by gently pulling the upper hubs apart until fully spread apart.



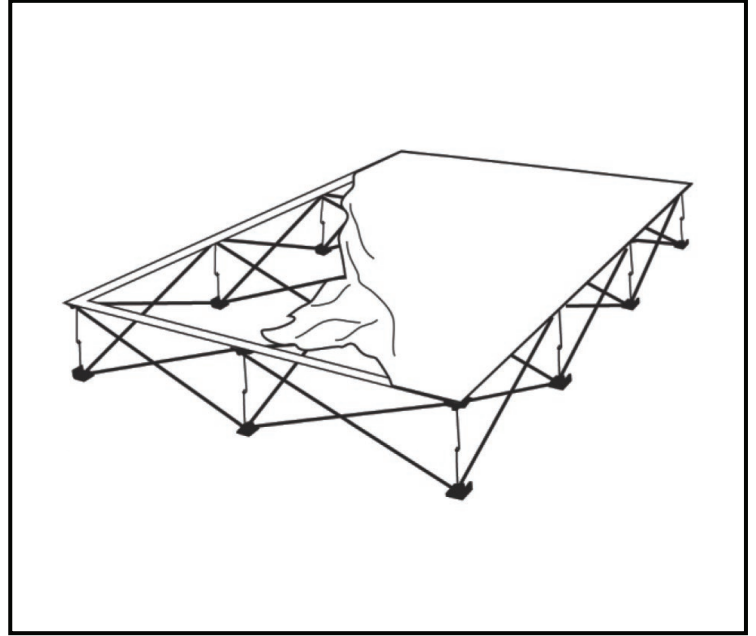
② Clip connectors together to securely lock in place.

4 x 3 OneFabric Curved

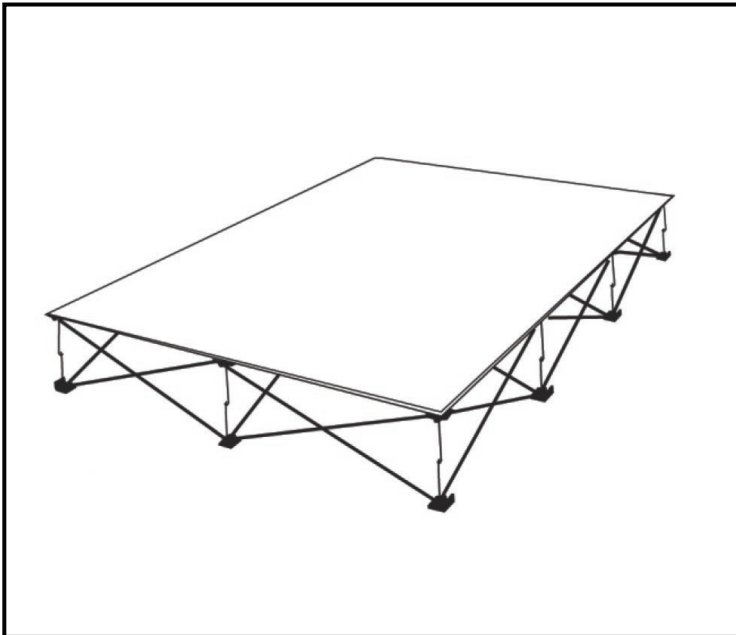
OP043C



5 Starting from one corner, attach loop on the edge of the graphic to the hook strips on the frame.



6 Work in continuous direction around the frame until graphic is completely attached.



7 If needed, adjust Velcro for a tighter finish.



8 Lift upright and enjoy!

IMPORTANT DISSASSEMBLY INSTRUCTIONS WARNING! DO NOT FORCE CLOSE

To avoid damage, all connectors must be disconnected before collapsing the frame.

